

# IMMOBILIZZATORE SPINALE

## SPINAL IMMOBILIZER

ENGLISH

All serious accidents concerning the medical device supplied by us must be reported to the manufacturer and competent authority of the member state where your registered office is located.

### INTRODUCTION

This set of products is used for first aid and spinal fixation. This product is made of waterproof nylon coated cloth. This product is made of waterproof nylon coated cloth. The product is supported by bamboo bars.

X-ray can pass through.

The product can be packed in a simple bag for easy carrying

### OPERATION STEPS

Use this product with at least three operators.

1. Unfold the product. An operator stands behind the patient and puts the product on the back of the patient, with the side without buckle facing the back of the patient, so that the head of the patient does not shake.
2. The other two operators respectively stand on both sides of the patient's body, attach the left and right sides of the product to the patient's armpit, and adjust the position of the product so that the center line of the product is at the patient's spine.
3. Pull out and fasten the left and right webbing on the chest of the product. The product has three handles for lifting. Lift the product up slightly so that the upper edge of the left and right appendages of the product is just under the armpit of the patient. After confirming the correct position, fasten the ribbon.
4. Bypass the leg strap between the patient's legs and fasten the button in the opposite direction.
5. When there is a gap between the patient's head and the product, it can be filled with an accessory rectangular cushion.
6. The two head fixing belts are respectively fixed on the forehead and the mandible of the patient, and the light side of the cushion in the middle of the fixing belt is facing the patient's head.











### WARNING

1. This product should be operated by trained and qualified personnel, otherwise the patient will be injured.
2. When using the product fixation belt, it is necessary to make sure that there is no injury to other parts of the patient's body (such as chest fracture and leg fracture), otherwise, it is necessary to follow the medical staff's advice.
3. After the patients are fixed, when they need to be transported, they should also be transported by professionally trained personnel, otherwise the patients will be injured.

### PRODUCT STORAGE AND MAINTENANCE

1. After each use, if the product is contaminated, wipe it with a clean soft cloth, and then store it for use.
2. If there are blood stains or body fluids, they need to be disinfected with disinfectant and cleaned before storage.

### SYMBOLS

	Product code		Medical Device compliant with Regulation (EU) 2017/745
	Caution: read instructions (warnings) carefully		Keep in a cool, dry place
	Medical Device		GB Keep away from sunlight
	Consult instructions for use		Lot number
	Manufacturer		Date of manufacture

### GIMA WARRANTY TERMS

The Gima 12-month standard B2B warranty applies.

**REF** 34027 - 34028



**Gima S.p.A.**  
 Via Marconi, 1 - 20060 Gessate (MI) Italy  
 gima@gimaitaly.com - export@gimaitaly.com  
[www.gimaitaly.com](http://www.gimaitaly.com)  
 Made in China

**MD** 

