


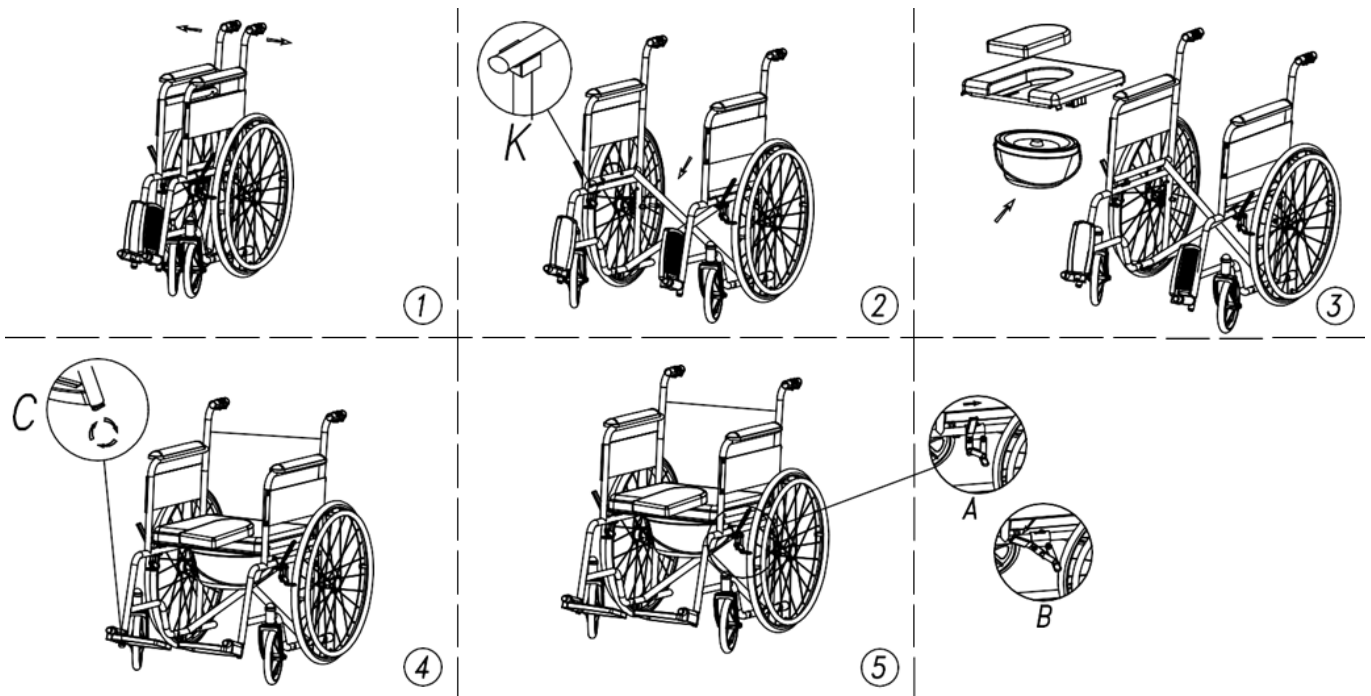


GIMA

PROFESSIONAL MEDICAL PRODUCTS

All serious accidents concerning the medical device supplied by us must be reported to the manufacturer and competent authority of the member state where your registered office is located.

 You have purchased an aid designed to facilitate disabled users. Any other use is prohibited. Use only in a seated position and never stand up, for assembly refer to the explanatory images below.



ASSEMBLY INSTRUCTIONS

- Open Note:** Hold the handshake at both sides of the frame to pull, and then put the hand down the pipe of the word pressure (1,2); fully open, such as (Figure 2). (The word pipe fell to the C-type card K View).
- Commode and the base plate, seat installation instructions:** shown in Figure 3 direction, the first mounting plate, and then install the seat, and then insert the commode, such as (Figure 4). (Note that in order to install the product fully open state, received timely need to be removed).
- Brake Description:** Figure A walking state, Figure B for braking state; pull the brake lever to release the brake the direction of the Figure A, Figure B, compared with brake (note about brake use).
- Foot Description:** The direction in Figure 3 as shown in the foot inward rotation can be opened using the contrary Collapse; Figure C loosen the screw locking screw (adjust the height adjustable foot high and lowpoles).
- Collapse:** first remove the commode a chance to open the cushion and the seat plate, and then hold the word tube rope to pull to collapse.

SAFETY AND MAINTENANCE

- Before use, please check all the screws are tighten and the main frame is stable. The maximum load weight is 100 kg.
- Placed in ventilation place.
- Verify that the test leads are in good condition. If necessary, replace them immediately if worn or missing.
- Add the lubricating oil to the transmission parts regularly.

CLEANING









Use damp cloth with normal detergents. Do not submerge the seat in the bath water; drain after use and dry the seat. Don't use harsh abrasives or bleach based cleaners.

WORKING CONDITION

Temperature: 5 ÷ 38°C
 Humidity percentage: 20 ÷ 90% RH
 Atmospheric pressure: 800 ÷ 1060 hPa

CONSERVATION CONDITION AND TRANSPORT


Temperature: - 10 ÷ 50°C
 Humidity percentage: 20 ÷ 90%
 Atmospheric pressure: 800 ÷ 1060 hPa

	Keep in a cool, dry place	REF	Product code
	Keep away from sunlight	LOT	Lot number
	Consult instructions for use	MD	Medical Device
	Medical Device compliant with Regulation (EU) 2017/745		Manufacturer
	Caution: read instructions (warnings) carefully		Date of manufacture
	Authorized representative in the European community		

GIMA WARRANTY TERMS

The Gima 12-month standard B2B warranty applies.

REF FS609U (GIMA 43283)

 **Foshan Dongfang Medical Equipment Manufactory (LTD.)**
 5 Xingfu Road, Zone A, Shishan Industrial Park,
 Nanhai District, Foshan City, China, 528000
 Made in China

 **MedNet EC-Rep GmbH**
 Borkstrasse 10. 48163 Muenster. Germany

Importato da / Imported by:
Gima S.p.A.
 Via Marconi, 1 - 20060 Gessate (MI) Italy
 gima@gimaitaly.com
 export@gimaitaly.com
www.gimaitaly.com

